

The Superkids Reading Program

Golly Game

The Golly Game is played just like the game of Bingo. The following parts are included.

- **18 Golly Game Cards**

Cards are 8.5" x 11", and each one is unique. We recommend that you laminate them.

- **Page of Golly Game Chips**


Print as many copies of the page of games chips as needed or use your own chips. Golly game chips are approximately 1 inch in diameter, so you can use a standard 1-inch round punch. Or cut on the dotted lines to make square chips.

- **Game Numbers**


Print one copy of the game numbers and cut on the dotted lines. These are the numbers to draw from a hat and call out during the game.




The Superkids Reading Program
Golly Game Card

G	O	L	L	Y
2	9	8	3	6
5	2	4	9	8
1	4	 FREE	7	3
8	7	6	1	5
3	1	2	5	7


The Superkids Reading Program
Golly Game Card

G	O	L	L	Y
3	1	9	4	7
6	3	5	1	9
2	5	 FREE	8	4
9	8	7	2	6
4	2	3	6	8


The Superkids Reading Program
Golly Game Card

G	O	L	L	Y
4	2	1	5	8
7	4	6	2	1
3	6	 FREE	9	5
1	9	8	3	6
5	3	4	7	9


The Superkids Reading Program
Golly Game Card

G	O	L	L	Y
5	3	2	6	9
8	5	7	3	2
4	7	 FREE	1	6
2	1	9	4	7
6	4	5	8	1


The Superkids Reading Program
Golly Game Card

G	O	L	L	Y
6	4	3	7	1
9	6	8	4	3
5	8	 FREE	2	7
3	2	1	5	8
7	5	6	9	2


The Superkids Reading Program
Golly Game Card

G	O	L	L	Y
7	5	4	8	2
1	7	9	5	4
6	9	 FREE	3	8
4	3	2	6	9
8	6	7	1	3


The Superkids Reading Program
Golly Game Card

G	O	L	L	Y
8	6	5	9	3
2	8	1	6	5
7	1	 FREE	4	9
5	4	3	7	1
9	7	8	2	4


Golly Game Card

G	O	L	L	Y
9	7	6	1	4
3	9	2	7	6
8	2	 FREE	5	1
6	5	4	8	2
1	8	9	3	5


The Superkids Reading Program
Golly Game Card

G	O	L	L	Y
1	8	7	2	5
4	1	3	8	7
9	3	 FREE	6	2
7	6	5	9	3
2	9	1	4	6


Golly Game Card

G	O	L	L	Y
6	7	4	6	3
8	5	7	1	8
1	2	 FREE	8	1
4	9	2	3	7
5	3	9	5	4


The Superkids Reading Program
Golly Game Card

G	O	L	L	Y
7	8	5	7	4
9	6	8	2	9
2	3	 FREE	9	2
5	1	3	4	8
6	4	1	6	5


The Superkids Reading Program
Golly Game Card

G	O	L	L	Y
8	9	6	8	5
1	7	9	3	1
3	4	 FREE	1	3
6	2	4	5	9
7	5	2	7	6


The Superkids Reading Program
Golly Game Card

G	O	L	L	Y
9	1	7	9	6
2	8	1	4	2
4	5	 FREE	2	4
7	3	5	6	1
8	6	3	8	7


The Superkids Reading Program
Golly Game Card

G	O	L	L	Y
1	2	8	1	7
3	9	2	5	3
5	6	 FREE	3	4
8	4	6	7	2
9	7	4	9	8


The Superkids Reading Program
Golly Game Card

G	O	L	L	Y
2	3	9	2	8
4	1	3	6	4
6	7	 FREE	4	5
9	5	7	8	1
1	8	5	1	9


The Superkids Reading Program
Golly Game Card

G	O	L	L	Y
3	4	1	3	9
5	2	4	7	5
7	8	 FREE	5	6
1	6	8	9	2
2	9	6	2	1

The Superkids Reading Program
Golly Game Card

G	O	L	L	Y
4	5	2	4	1
6	3	5	8	6
8	9	 FREE	6	7
2	7	9	1	3
3	1	7	3	2


The Superkids Reading Program
Golly Game Card

G	O	L	L	Y
5	6	3	5	2
7	4	6	9	7
9	1	 FREE	7	8
3	8	1	2	4
4	2	8	4	3

The Superkids Reading Program

Golly Game Chips

Use a 1-inch round punch or use scissors to cut into squares.



The Superkids Reading Program

Golly Game Numbers

Cut out the numbers and place them into a hat.

G1	G2	G3	G4	G5
G6	G7	G8	G9	O1
O2	O3	O4	O5	O6
O7	O8	O9	L1	L2
L3	L4	L5	L6	L7
L8	L9	Y1	Y2	Y3
Y4	Y5	Y6	Y7	Y8
Y9				

